

opk SPEEDBOAT



max. 1400mm



max. 1000mm



W ≥ 16mm
G 4/5/6mm

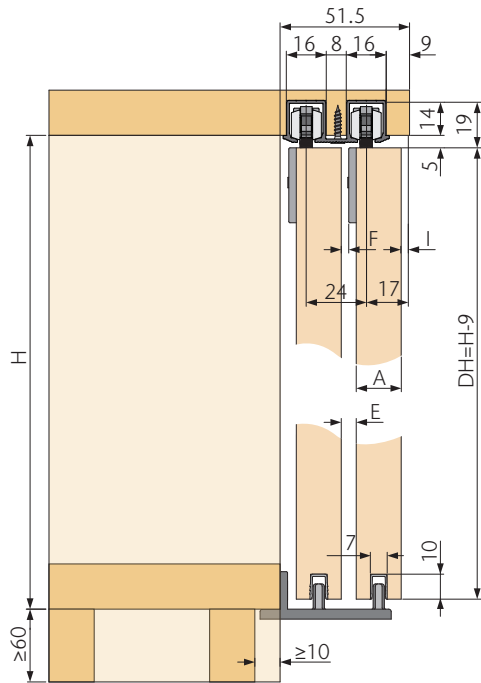


Möbel Systeme
Furniture systems

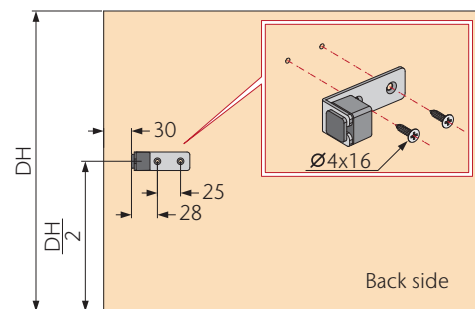
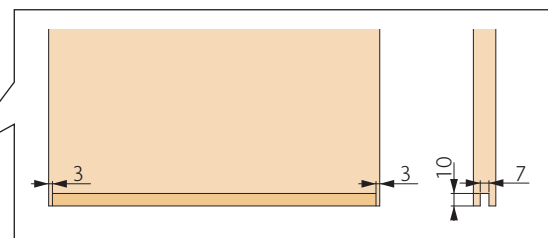
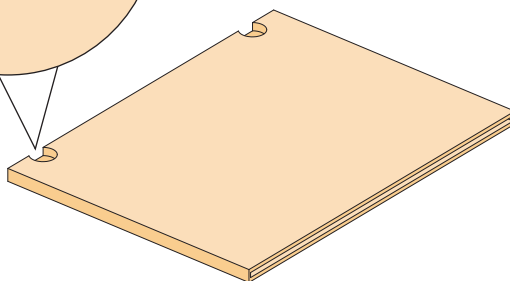
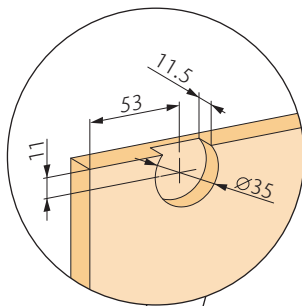
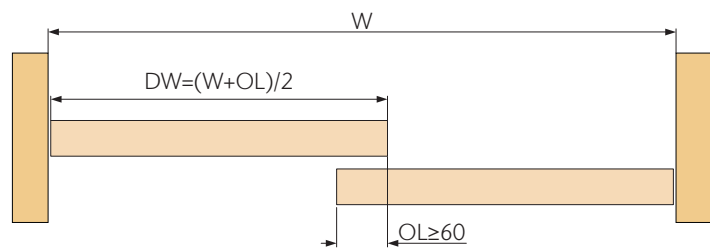
opk Speedboat W MixSide



Technische Zeichnung Technical drawing




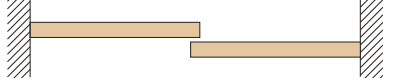

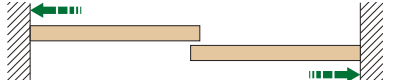

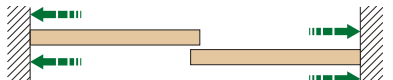
	A (16mm)	A (18mm)	A (19mm)
E	8mm	6mm	5mm
F	5mm	3mm	2mm
I	5mm	3mm	2mm



opk Speedboat W MixSide










Art.-Nr./No.

		≤20	350~1000	≤1400	2x 01-011-101-001
		≤20	350~1000	≤1400	2x 01-011-102-001
		≤20	560~1000	≤1400	2x 01-011-103-001

Konfiguration für 2 Türen



Configuration for 2 doors



Art.-Nr./No.		01-011-101-001 (x2)	01-011-102-001 (x2)	01-011-103-001 (x2)
Laufwerk mit Dämpfer Holz <i>Running part with damping wood</i>		0	2	4
Aktivator <i>Activator</i>		0	2	4
Laufwerk <i>Running part</i>		4	2	0
Stopper <i>Stopper</i>		4	2	0
Gehäuse Holz <i>Housing wood</i>		4	4	4
ST4.2x16 Senkkopfschraube mit Kreuzschlitz <i>ST4.2x16 Cross recess countersunk head self-drilling screw</i>		8	8	8
Führung Holz <i>Guiding part wood</i>		Wird ersetzt durch Führung MixSide Holz Replaced by guiding part mixside wood		

Zubehör für 2 Türen

Accessory parts for 2 doors








Art.-Nr./No.		01-013-100-400		
Führung MixSide Holz <i>Guiding part MixSide wood</i>		1	1	1
ST4.2x16 Senkkopfschraube mit Kreuzschlitz <i>ST4.2x16 Cross recess countersunk head self-drilling screw</i>		2	2	2

opk Speedboat W/G



Schienen, Zubehör

Tracks, Accessories

Produktbeschreibung Description	Material Material	Farbe Finish	Länge Length (mm)	Art.-Nr./No.
Laufschiene Running track 	Aluminium eloxiert Anodized aluminium	Silber Silver	2500	01-016-250-125
			3500	01-016-250-135
			5800	01-016-250-158
Laufschiene Running track  	Aluminium eloxiert Anodized aluminium	Silber Silver	2500	01-016-250-425
			3500	01-016-250-435
			5800	01-016-250-458
Laufschiene, doppelt Running track double 	Aluminium eloxiert Anodized aluminium	Silber Silver	2500	01-016-250-225
			3500	01-016-250-235
			5800	01-016-250-258
Führungsschiene Guiding track 	Aluminium eloxiert Anodized aluminium	Silber Silver	2500	01-017-250-125
			3500	01-017-250-135
			5800	01-017-250-158
Laufschiene, doppelt Running track double 	Aluminium eloxiert Anodized aluminium	Silber Silver	2500	01-016-299-225
			3500	01-016-299-235
			5800	01-016-299-258
Türmitnehmer Door follower 	Für zwei Türen For two doors	Titan Titan	pc	01-104-908-000