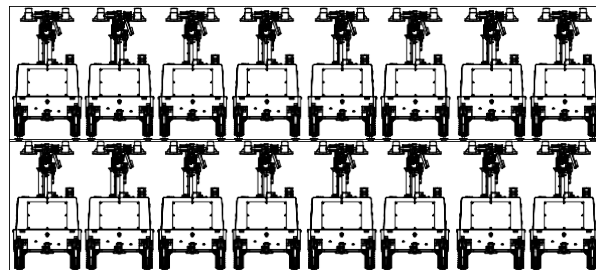







MLT4KD-4000LD-2

Powered by Kubota


16unit / 40 'HC. CONTAINER




✓ Highlights

-  Less fuel consumption. Longer run-time
-  Simple control system
-  High efficiency
-  Sturdy and durable
-  Max height 7.2m





50m / 99Lx



100m / 24Lx



150m / 10Lx

Lighting Tower Technical Data

Power Package Rated Power	6kW
Number & Power of Lamp	4×1000W
Rated Frequency / Speed	60Hz / 3600 rpm
Rated Voltage	AC 240V
Noise	75dB(A) @7M
Mast-Maximum Height	7.2M
Mast Lifting & Extension	Manual Operation
Tower leg type	Manual
Trailer Load bearing	1200kg
Trailer type	Off road type
AUX. Power output	16A/3P Socket
Rotation angle range of light	355°
Wind resistance grade	100km/h
Recommended use environment	Level ground

Lamp

Number×Power	4×1000W
Lamp type	Metal halide lamp
Protection Glass	IP54
Luminous Efficiency	110Lm/W
Color Temperature	4000 K
Voltage	AC 240V
Lamp Service Life	10000hrs

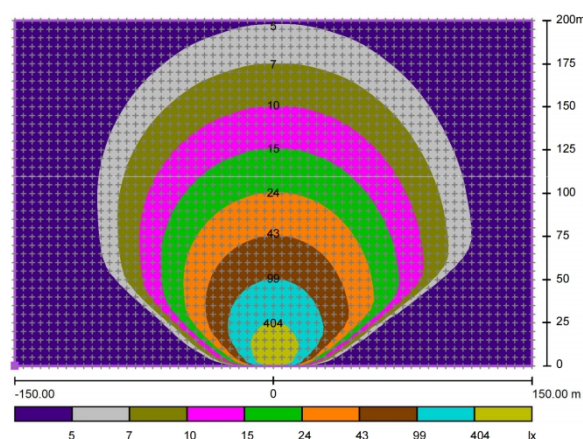
Control System

Controller Model	MALC404
------------------	---------

Dimension and Weight

Max Overall Dimension(L×W×H)	3080 * 2310*7200mm
Container loading Dimension (L×W×H)	1473 * 1100 * 2502mm
Tank Capacity / Running Hr.	100L / 52hrs.
Weight	700kg
The loading capacity(40'HC)	16 sets

Note: Specifications and illustrations are subject to revision without notice.



Environmental Conditions

- Ambient temperature: +5℃~40℃
- Altitude: ≤1000m

Note: Please contact us if operating environmental conditions required do not go with the guidance.

Factory Inspection

- Complete design and quality inspection
- 30 mins full load test
- Function testing
- Protection testing

Painting Process

- MPMC has the most advanced automatic spraying / powder coating production line, and is equipped with various sandblasting equipment to ensure higher quality.
- Canopy painting: HenKel pretreatment process and world famous brand AkzoNobel powder.
- Base Frame painting: Sandblasting process and AkzoNobel powder(Hempel paint is optional).



ISO9001:2005
System certified



ISO9001:2005
System certified



ISO45001:2005
System certified



ISO9001:2005
System certified

Engine Specifications

Engine Model	Z482-EF02
Manufacturer	Kubota
Emission	EPA T4F
Number of Cylinders	2
Cycle	4 Stroke
Aspiration	Naturally
Net Continuous power / Speed (Gross)	8.1kW / 3600rpm
Lube-oil Capability	2.5L
Fuel consumption	1.92L/h (@100% Brightness)
Starter motor/ Alternator	12V 0.8kW

- Heavy duty diesel engine
- Anti-vibration mount
- Replaceable fuel filter, oil filter & air filter
- Cooling radiator and fan
- Starter battery (with lead acid) including rack and cables
- Flexible fuel connection hoses
- Exhaust silencer and bellows
- Operation manuals and circuit diagram document

Alternator Specifications

Alternator Model	KT06-2
Manufacturer	Dingol
Rated Output Power	6kW
Alternator Type	Brushless
Rated Voltage	AC 240V
Rated Speed	3600 rpm
IP Protection	IP21
Insulation Grade	H

OPTIONS

<input type="checkbox"/> Jacket water heater	<input type="checkbox"/> Manual pump
<input type="checkbox"/> Lub-oil heater	<input type="checkbox"/> Smartgen controller
<input type="checkbox"/> ABB/Schneider MCB	<input type="checkbox"/> Sockets
<input type="checkbox"/> Battery charger	<input type="checkbox"/> Larger fuel tank



MPMC POWERTECH CORP.

sales@mpmc-china.com | www.mpmc-china.com

Photographs are for illustrative purposes only and may not reflect final configuration.

Follow us



<https://www.facebook.com/mpmcgroup>



<https://www.linkedin.com/company/mpmcpowertech/>



<https://www.youtube.com/user/MPMCGenerator>

All information in this document is substantially correct at time of printing and may be altered subsequently. Final weight and dimensions will depend on completed specification.